

ICR-2432

Entry-Level 4G Router



Features

- LTE Cat.4 with 3G/2G fallback
- 2x SIM for redundancy
- 2x Ethernet 10/100 Mbps
- 1x RS232, 1x RS485
- 1x DI, 1x DO
- Wide operational temperature range
- Wall and DIN mount options
- Linux based OS & SW customization
- Optional WiFi 802.11n



Introduction

Industrial cellular router ICR-2432 is designed for wireless communication in the mobile networks that make use of traditional cellular technologies. The primary purpose of this router is its use in the Category 4 (Cat.4) services on the cellular LTE network. Cat.4 rated ICR-2432 router is capable of achieving better typical speeds in 4G coverage areas where the network is enabled with 20 MHz of contiguous spectrum. The peak downlink data rate for a Category 4 is approximately 150 Mbps. Also in the uplink, LTE Category 4 provides a peak data rate of 50 Mbps. Optional built-in WiFi 802.11a,b,g,n with AP, Client and Multirole modes are available.

The router is equipped with two independently configurable Ethernet ports (LAN or WAN), 1x serial port RS232, 1x RS485, and with digital I/O connectivity (1x DI, 1x DO). The router supports VPN tunnel creation using various protocols to ensure safe communications. The router provides diagnostic functions which include automatic monitoring of the wireless and wired connections, automatic restart in case of connection losses, and a hardware watchdog that monitors the router status.

Router is based on ICR-OS operation system. Open Linux platform enable wide possibilities of programming customer SW applications in Python, C/C++. Router supports uploading of RouterApps (User modules) that would extend standard firmware functionalities. Existing app library ready for free download by customer contains already developed software apps to enhance specific router functionality including industrial protocol conversions, support of IoT platforms such as MS Azure, Cumulocity, ThingWorx and a lot more.



ICR-OS

WebAccess/VPN



RouterApp





python™

WebAccess/DMP



Order Codes

Model no. - Order Codes	REGION	2x Ethernet 10/100 Mbps	RS232 RS485	I/O	1x ANT 1x DIV	2x SIM	WiFi
 ICR-2432	LATAM*	✓	✓	✓	✓	✓	
 ICR-2432W	LATAM*	✓	✓	✓	✓	✓	✓

* Router is compatible with cellular networks in the indicated region. Importer/operator needs to check locale legislation (standards, national Telecom approvals etc.) and compare with standards available for product if possible to operate the router in target region legally.

Specifications

System	
CPU	ARM926EJ-S, 600 MHz
Memory	RAM - 128 MB NOR Flash - 64 MB (12 MB for Router Apps, 2 MB for customer data)
Watchdog	HW Watchdog
RTC	Battery backup RTC
Interfaces	
Ethernet	2x Ethernet (1+1), RJ45, 10/100 Mbps
Serial Lines	1x RS232 (Tx, Rx, GND, RTS, CTS) 1x RS485 (A(-), B(+), GND) (7-pin terminal block)
I / O	1x Digital Input (48 V / 0.5 mA) 1x Digital Output (Open Drain, 48 V / 100 mA) (6-pin terminal block together with PWR)
Reset Button	Reboot / Factory reset
LED Indicators	System, Signal strength, Data activity, SIM1/SIM2 status, 2G/3G/4G technology, Input, Output, User, ETH

Environmental	
Power Supply	9 – 48 V DC (6-pin terminal block together with I/O)
Consumption	ICR-2432: Idle 1.9 W / Average 2.9 W / Maximum 3.3W ICR-2432W: Idle 2.2 W / Average 3.6 W / Maximum 4.2W
Operating Temperature	ICR-2432: -40 to +75 °C ICR-2432W: -20 to +75 °C
Storage Temperature	-40 to +85 °C
Humidity	5 to 95 %
IP Cover	IP30
Physical Characteristics	
Dimensions	103 mm x 95 mm x 25 mm
Enclosure	Metal Case, Grounding Screw
Mounting	Wall mount, * Optional DIN Rail mount
Weight	345 g

WiFi - ICR-2432W	
Antenna	1x R-SMA connector
Standards	IEEE802.11 ac/a/b/g/n 2.4 GHz / 5 GHz
Security	WEP, TKIP, AES, WPA, WPA2, WPA3, 802.1X
Modes	Access Point (up to 8 clients), Station, Multirole STA & AP

Cellular Interface	
SIM Slots	2x SIM (Micro SIM – 3FF)
Antennas	2x SMA connector (1x ANT, 1x DIV)
LTE Parameters	Supported FDD frequencies: B1, B2, B3, B4, B5, B7, B8, B28 Supported TDD frequencies: B40 Transfer rate: 150 Mbps (DL), 50 Mbps (UL)
HSPA+/UMTS Parameters	Supported frequencies: B1, B2, B4, B5, B8 Transfer rate: 42 Mbps (DL), 5.76 Mbps (UL)
EDGE/GPRS Parameters	Supported frequencies: B2 (1900 MHz), B3 (1800 MHz), B5 (850 MHz), B8 (900 MHz) Transfer rate: 296 kbps (DL), 236.8 kbps (UL)

Standards & Regulations	
Radio	EN 301 511, EN 301 908-1, EN 301 908-2, EN 301 908-13, EN 301 893, EN 300 328
EMC	ETSI EN 301 489-1, ETSI EN 301 489-17, ETSI EN 301 489-52, IEC 61000-6-2, IEC 61000-6-3, EN 61000-4-2, EN IEC 61000-4-3, EN 61000-4-4, EN 61000-4-5, EN 61000-4-6, EN 55032
Safety	EN 62 368-1, IEEE 802.3
National	CE, UKCA, Anatel
Mechanical	EN 60529
Climatic	EN 60068-2-1, EN 60068-2-2, EN 60068-2-14, EN 60068-2-30
Environmental	REACH, RoHS3, WEEE
Cellular Module Approvals*	Regulatory: CE, FCC, NCC, RCM, ICASA

*Approvals are valid for the integrated cellular module inside the router only. Cellular module approvals are not always applicable for the whole router – see “Standards and Regulations” chart for complete router approvals available.

Accessories

Part Number	Description	Included in the package
CON-ICR2-6-PWR	6-pin PWR / IO connector	✓
CON-ICR2-7-SER	7-pin Serial connector	✓
	Wall mount kit	✓
BB-DIN-ICR32	DIN Clip	
BB-KD-ETH	Ethernet cross cable, length 1.5m	
ANT-LTE5G-025	Antenna 5G/LTE, Terminal, SMA-M	
OPT1-ANT-WFT-06	Antenna Wi-Fi, Terminal	
RPS-ICR2-EU	Power Supply EU, ICR2, 12V/1A, 6-pin, EU plug	
RPS-ICR2-US	Power Supply US, ICR2, 12V/1A, 6-pin, US plug	
ACC-KIT-ICR2-001	ICR-2000 family accessory kit 2x LTE ANT, Power Supply EU, ETH cable	

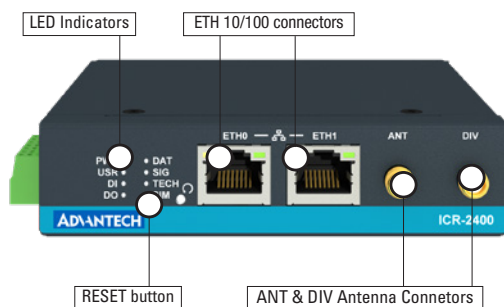
*For more Antenna accessories visit www.advantech.com

Software	
Operating System	ICR-OS (Linux based)
SW Customization	Router App
Application Development	Open Linux, *Python, BASH, C/C++
Industrial Protocols and IoT	*Modbus RTU/TCP gateway, *IEC 60870-5-101 to 104 gateway, *DF1, *DNP3, *MQTT, *LWM2M
Networking Features and Protocols	DHCP, NAT/PAT, SSH, VRRP, PPPoE, SNMP, SMTP, Dynamic DNS client, DNS proxy, VLAN, QoS, *DMVPN, NTP Client/Server, *Routing protocols RIP, BGP, OSPF, IS-IS, NHRP, Backup Routes, Port Forwarding, Host Port Routing, Ethernet Bridging, Load Balancing, IPv6 Dual Stack
Security	HTTPS, SSH, SFTP, DMZ, Firewall (IP Filtering, MAC address filtering, Inbound and outbound Port filtering) VPN Tunneling – WireGuard, OpenVPN, *EasyVPN, IPsec with IKEv1 and IKEv2, GRE, L2TP, PPTP Authentication – RADIUS, TACACS+, 2FA, *SCEP Encryption – DES, 3DES, AES, RSA, MD5, SHA
Firmware Management	Automatic firmware updates – server, locally via LAN or remotely via WAN
Diagnostic/Log	Status – Signal Strength, Data Usage One CLICK report – Current Configuration, Factory Identification, Routing Table Log – System Log, Reboot Log, Kernel Log Remote Diagnostics (via SSH)
Event Engine	StartUp script & Up/Down script (Own rules based on Digital Inputs, Network Parameters, Data Usage, Timer) Report Types: SMS, email, SNMP Trap
Configuration	Web server, SSH, Four configuration switchable profiles, Automatic configuration update from server, Backup & Restore configuration
Advanced Software Tools	WebAccess/DMP – Remote Device Provisioning, Monitoring & Management Platform WebAccess/VPN – Advanced Secure Networking Platform

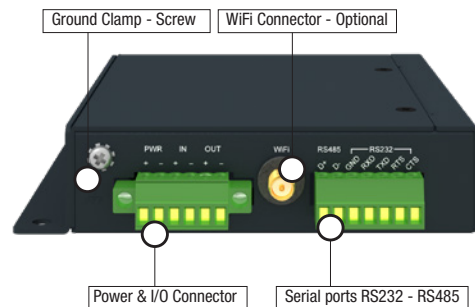
*Functionality is available with installed Router App

Views

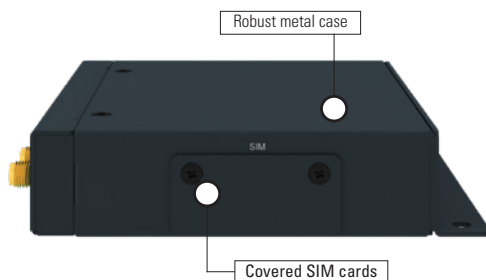
FRONT VIEW



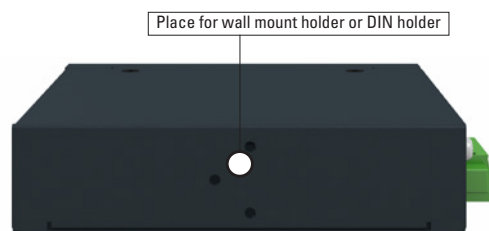
LEFT SIDE VIEW



RIGHT SIDE VIEW



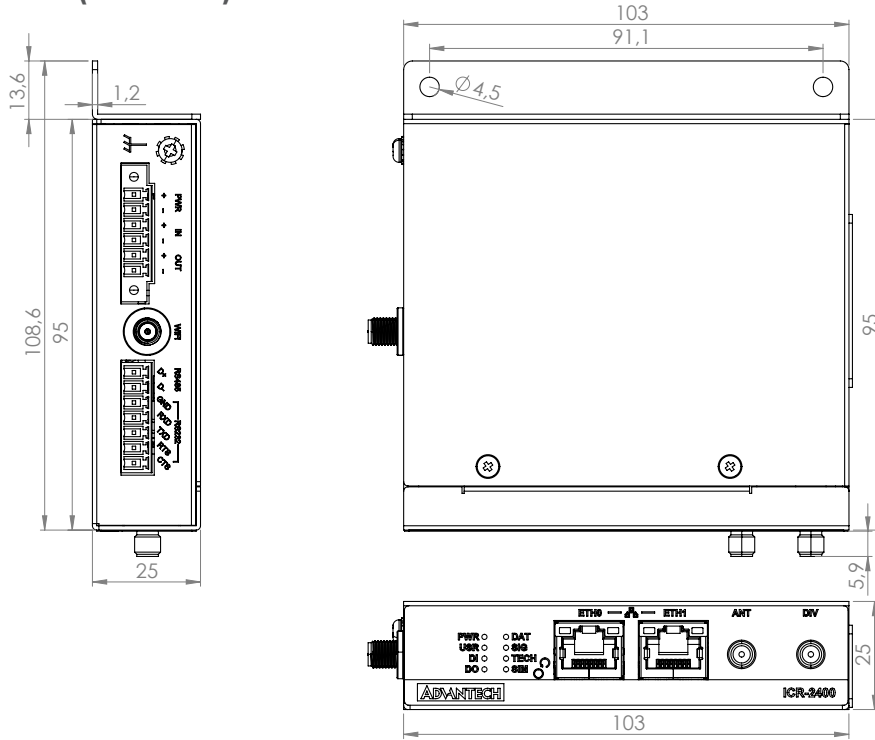
REAR VIEW



Dimensions - Technical Drawing

Version with L holder (Wall mount)

Unit: mm



Version with DIN holder (*Optional Accessories)

