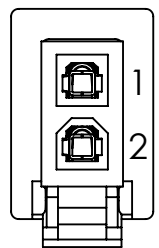


4 3 2 1

# KN-v3-M02-3 cable

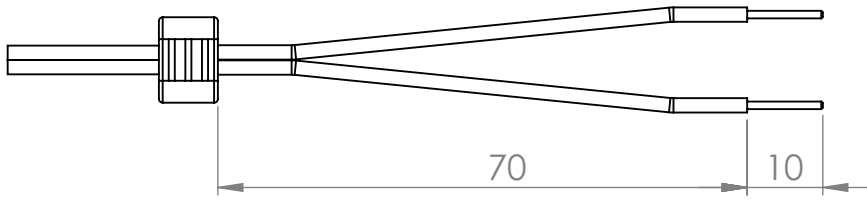
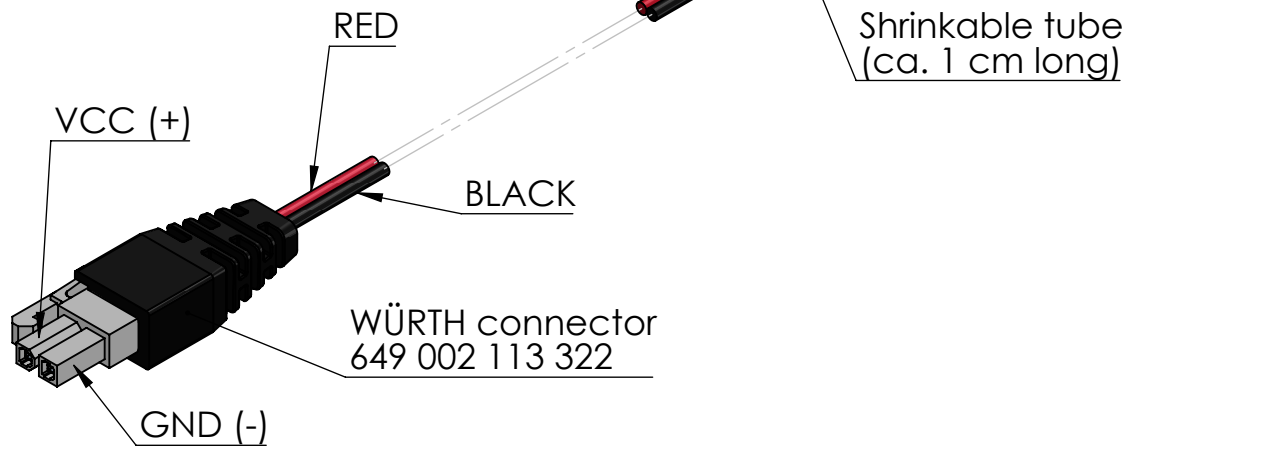
3 m pair cable with soldered (tinned) end of wires

Soldered (tinned) end of wires (1 cm)



- 1 BLACK GND(-)
- 2 RED VCC(+)

Connector pin-out, view into the router (rear view of cable connector)



**USED COMPONENTS:**

- 2x 649 006 137 22 (4,20 mm Female Terminal WR-MPC4);
- 1x 649 002 113 322 (4,20 mm Female Dual Row Plug WR-MPC4);
- 1x VM03V2H-H 2x0,50 BK/RD cable length of 3 m;
- 1x Shrinkable tube (ca. 1 cm long).

**PACKAGE:**

- The outer diameter must not exceed 95 mm;
- The cable is needed to tie using 1-2 wires;
- Connector is placed inside;
- The cable is wrapped in a plastic bag of a maximum size 100x130 mm.

0	INITIAL DESIGN	Petr Baňanka	29.03.2021					
Rev.	Description of changes	Created	Date	Verified	Date	Approved	Date	
Scale:	1:1	Weight:	g	<p><b>Advantech Czech s.r.o.</b>                  Sokolská 71, Kerhartice                  562 04 Ústí nad Orlicí                  phone/fax: 465 524 421                  mobile: 603 872 287                  E-mail: cellular.info@advantech.cz                  http://www.advantech.cz/</p>				
Tolerance:	ISO 2768-mk	Material:						
Length units:	mm							
File name:	VKA-2014-03-1_KN-v3-M02 cable.slddrw							
Assembly drawing:								
Drawing name:	KN-v3-M02 cable	Drawing number:	VKA-2014-03-1	Sheet:	1	A4		
				Total sheets:	1			

This doc. is the intellectual property of Advantech Czech s.r.o. Usti n / O. Without the written consent of the comp.it isn't be handed over to a third party or otherwise misused.

4 3 2 1