

ADVANTECH



Report Sender





© 2024 Advantech Czech s.r.o. No part of this publication may be reproduced or transmitted in any form or by any means, electronic or mechanical, including photography, recording, or any information storage and retrieval system without written consent. Information in this manual is subject to change without notice, and it does not represent a commitment on the part of Advantech.


Advantech Czech s.r.o. shall not be liable for incidental or consequential damages resulting from the furnishing, performance, or use of this manual.


All brand names used in this manual are the registered trademarks of their respective owners. The use of trademarks or other designations in this publication is for reference purposes only and does not constitute an endorsement by the trademark holder.

Used symbols

 *Danger* – Information regarding user safety or potential damage to the router.

 *Attention* – Problems that can arise in specific situations.

 *Information* – Useful tips or information of special interest.

 *Example* – Example of function, command or script.

Contents

1. Changelog	1
1.1 Report Sender Changelog	1
2. Description of router app	2
3. Web interface	3
4. Licenses	4
5. Related Documents	5

List of Figures

1	Scheme	2
2	Configuration form	3
3	Licenses	4

List of Tables

1	The choice of sending frequency	3
---	---	---

1. Changelog

1.1 Report Sender Changelog

v1.0.0 (2013-08-14)

- First release.

v1.0.1 (2016-04-05)

- Fixed "hourly" send period.

v1.0.2 (2019-01-02)

- Added licenses information.

v1.1.0 (2020-10-01)

- Updated CSS and HTML code to match firmware 6.2.0+.

v1.2.0 (2022-11-03)

- Reworked license information.

v1.2.1 (2024-02-06)

- Added description and summary files.
- Recompiled with ModulesSDK 2.1.2

2. Description of router app



Router app is not contained in the standard router firmware. Uploading of this router app is described in the Configuration manual (see Chapter [Related Documents](#)).



The router app is not v4 platform compatible.

This module allows regular sending *System log* and *Report* files to the specified email address or FTP server. *System log* contains system log statement. This is the same file, which can be obtained by pressing the *Save Log* button on the page with system log in the web interface of the router. *Report* file contains system information (e.g. firmware version, serial number, CPU usage etc.), mobile module information, peripheral ports information, network information, route table, system log, current router configuration and many more. This is the same file, which can be obtained by pressing the *Save Report* button on the page with system log in the web interface of the router.

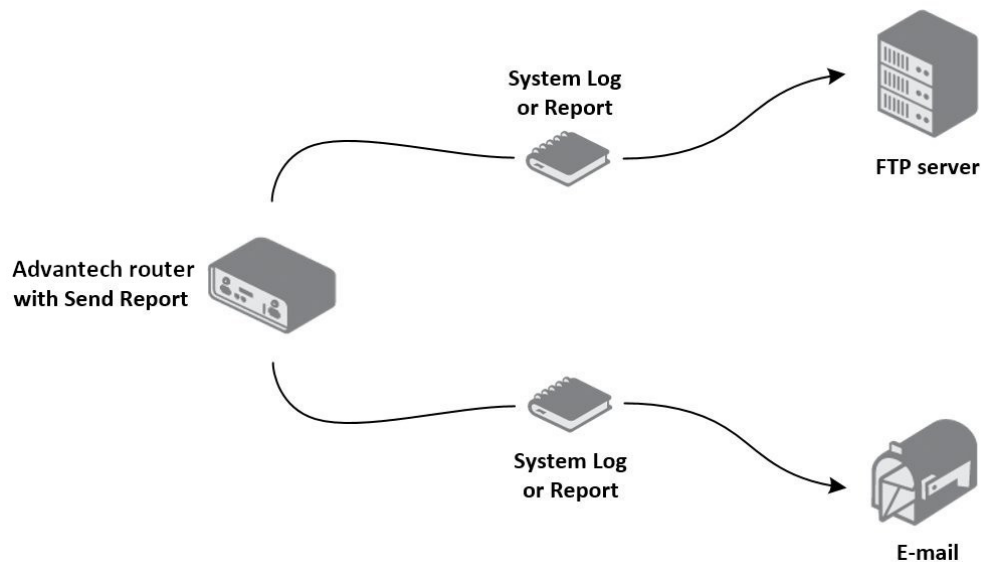


Figure 1: Scheme

3. Web interface

For configuration *Report Sender* router app is available web interface, which is invoked by pressing the module name on the *Router apps* page of the router web interface. The left part of the web interface (i.e. menu) contains only the *Return* item, which switches this web interface to the interface of the router. Module configuration is performed using the form in the right window of the web interface (*Reports to Supervisory Server*).

The first part of configuration form contains *System log* and *Report* items. For regular sending (via email or FTP server) system log statement is necessary to tick off the *System log* check box. For regular sending file with detailed report (all support needed information in one file) is necessary to tick off the *Report* check box.

If you want to send *System log* or *Report* to your email, tick off *Send to email* check box and fill in your email address (*Email Address* box). If you want to send files to FTP server, tick off *Send to FTP* check box and fill in *FTP Server Address*, username and password (*User+Pass*) and alternatively specify the directory for saving files (*Folder*).

In the last part of the form, it is possible to specify how often *System log* or *Report* will be sent. The meaning of the individual items is as follows:

Item	Description
Everyday	Once a day (always at 8:00 AM)
Everyweek	Once a week (always on the first day of the week – Monday)
Every ___ hour	Every <i>X</i> th hour (<i>X</i> equals the set value)
Every ___ minutes	Every <i>X</i> th minute (<i>X</i> equals the set value)

Table 1: The choice of sending frequency

All changes in settings will be applied after pressing the *Apply* button.

Reports to Supervisory Server

System Log
 Report

Send to email
Email Address

Send to FTP
FTP Server Address
User
Pass
Folder

Time
 Everyday
 Everyweek
 Every hour
 Every minutes

Figure 2: Configuration form

4. Licenses

Summarizes Open-Source Software (OSS) licenses used by this module.

Send Report Licenses		
Project	License	More Information
ncftp	Ncftp	License

Figure 3: Licenses

5. Related Documents

You can obtain product-related documents on *Engineering Portal* at icr.advantech.com address.

To get your router's *Quick Start Guide*, *User Manual*, *Configuration Manual*, or *Firmware* go to the [Router Models](#) page, find the required model, and switch to the *Manuals* or *Firmware* tab, respectively.

The *Router Apps* installation packages and manuals are available on the [Router Apps](#) page.

For the *Development Documents*, go to the [DevZone](#) page.